


# POLE MOUNTS

EASY INSTALLATION, MAXIMUM VALUE



## POLE MOUNT FEATURES:

### TILT ADJUSTMENT

Pole Mounts offer a patented hand-crank adjustable tilt mechanism, making seasonal tilt changes a snap. Tilts from 5- 90 degrees while standing on the ground.

### PATENTED HOISTING SYSTEM

Install racking and modules at ground level, then raise array to eye level for wiring, and finally to the top of the pole for completion. Chain hoist and lifting bracket required.

### AVAILABLE SIZES

1-50 panel array configurations with modules 3, 4, or 5 high in landscape. Custom configurations available upon request.

### RUGGED DESIGN

Built for high wind and high snow loads when necessary. Use our online calculator to determine pole size and frame duty suitable for your site.

### ENGINEERING ASSISTANCE

Complimentary in-house design help and stamped drawings for all 50 states available upon request at additional cost.

### DEALER / INSTALLER EDUCATION

Webinars and sales support available on request.

### CUSTOMER SUPPORT

From purchase to installation, our products are guaranteed. Our team is standing by, ready to assist with any questions you have.

### PRODUCT WARRANTY

10 years

### MADE IN USA

Montana is not only the namesake of our company, it's where we build your mounts.



ASSEMBLE AT WAIST LEVEL



WIRE ON THE GROUND



EASY HOISTING - NO HEAVY EQUIPMENT



SIMPLE TILT ADJUST

MT Solar designs and manufactures mounting structures for solar modules and arrays of all sizes. We are dedicated to making the best Pole and Ground Mounts on the market. Our products ultimately promote speed and safety, improving your project's bottom line.

# SINGLE POLE & MULTI-POLE ARRAYS



## ARRAY CONFIGURATIONS (MODULES IN LANDSCAPE ORIENTATION)


| #       | WxH |
|---------|-----|
| 1       | 1x1 |
| 2       | 1x2 |
| 3       | 1x3 |
| 4       | 2x2 |
| 6       | 2x3 |
| 8       | 2x4 |
| 9       | 3x3 |
| 10-TALL | 2x5 |
| 12      | 3x4 |
| 15-TALL | 3x5 |
| 16      | 4x4 |
| 20      | 5x4 |

| #       | WxH  |
|---------|------|
| 20-TALL | 4x5  |
| 24      | 6x4  |
| 28      | 7x4  |
| 30-TALL | 6x5  |
| 32      | 8x4  |
| 35-TALL | 7x5  |
| 36      | 9x4  |
| 40      | 10x4 |
| 40-TALL | 8x5  |
| 44      | 11x4 |
| 45-TALL | 9x5  |
| 48      | 12x4 |
| 50-TALL | 10x5 |


TOP-2




TOP-9



TOP-12



TOP-15 TALL



TOP-24

